

2021 FOLIAGE





Beleaf™



The Inner Beauty® collection of Begonia are an exclusive assortment of foliage house plants. They have wonderful striking colours, from lime green to deep red and are very well branched and compact plants. They are all products of the leading breeder in this area, Koppe BV.

The Inner Beauty Begonia are the top choice in the market for:

- Unique and distinct colours
- Well branched and compact habits
- Beautiful, low maintenance house plants
- Low pest and disease issues
- Fast and easy to grow

Jungle Black

Begonia rex


A gorgeous new variety with deep, dark shiny green leaves maturing to purple – black with an interesting slightly ruffled and cupped formation. A dense mounding habit makes it a wonderful pot or basket plant.

NEW



Coming Winter-Spring 2021

Begonia



Indian Summer



Arctic Breeze



Nordic Glacier



Inca Night



Evening Glow



Asian Tundra



Forest Stream



Inca Flame



Yukon Frost



Maori Haze



Amazon River



Alaska Creek



Maui Sunset



Sumatra Green



Purple Blush



O₂ For You®

And they look beautiful too

BEAUTY YOU CAN BREATHE®

Plants are Nature's Recyclers

They remove carbon dioxide and air-borne chemical toxins created by paints, furniture finishes and air pollution and through photosynthesis give you pure oxygen.



Tropical & Indoor Ferns



Landscape



Table Top



Basket



Birds-nest Fern



9-25
cm



Asplenium nidus 'Avis'

A very popular, relatively slow growing fern with large, glossy green leaves. This tropical ferns rosette of fresh green fronds resemble a birds nest when young. Enjoys dappled to full shade and high humidity.

Hurricane Fern



9-25
cm

Asplenium antiquum 'Hurricane'

The glossy, apple green leaves of the Hurricane twist to the right which provides a unique and dynamic appearance. This tablefern doesn't like direct sunlight or dark places. Leaves twist from very young age.



Volcano



14-30
cm



Blechnum brasiliense 'Volcano'

An elegant new selection which produces bright red new, toothed fronds, maturing to mid green and has an erect, upright habit.





Silver Lady



 14-30
cm

Blechnum gibbum 'Silver Lady'

Hardy and fast grower which adds a tropical touch to any garden or landscape.



Rabbit Foot Fern

 9-25
cm



Davallia fejeensis

Producing delicate leaves which emerge from furry runners, this is a fantastic variety for pot sales or use in hanging baskets.



Heart Fern



 9-15
cm

Hemionitis arifolia

A very popular, yet delicate fern with heart shaped deep green leaves. Perfect for pot plant sales, but prefers warm, damp condition

Heart Fern
Cell Tray



Australian
Native



Kangaroo Fern

 14-25
cm



Microsorium diversifolium

An Australian native with uniquely shaped, leathery, deep green fronds and a clumping, spreading habit. Will produce furry spreading rhizomes which add interest when used in containers or hanging baskets.

Crocodyllus



 14-20
cm

Microsorium musifolium

A beautiful tropical fern with uniquely patterned foliage similar to Crocodile skin. Hardy and perfect for pot plant or outdoor use.



Green Flame

 14-20
cm



Microsorium punctatum

A slender, upright growing fern with vibrant apple green foliage with a distinctive twist to the top of the leaves.



Button Fern



 8-25
cm

Pellaea rotundifolia

This cute little fern produces soft, small deep green rounded leaflets on gracefully arching stems. A tough fern that makes a wonderful indoor or container plant.





Macho



Nephrolepis biserrata

This is a large growing fern that will certainly provide a tropical feel. Reaching 1.8m wide and tall, the arching, bright green fronds make a bold impress. Macho loves a damp, humid environment and is perfect for large pots or baskets.



Montana



Nephrolepis exaltata

Deep green foliage and a compact nature make Montana a very popular choice for growers. Growing approximately 30% slower than common Boston varieties. This variety is perfect for containers or baskets.



Fluffy Ruffles



Nephrolepis exaltata

This is a special Boston Fern with soft, ruffled, arching fronds that produce a dense, tidy clump. Perfect for small pots to hanging baskets.



Duffii



Nephrolepis cordifolia

A compact and low growing fern with very small, rounded leaves. This is a very tough variety that can tolerate some harsher conditions, making it perfect for indoor or landscape use. Perfect for pot plant and hanging basket use.





Blue Star

 14-25
cm



Phlebodium aureum mandaianum

A large growing upright fern with interesting elongated, blue-green fronds. The striking, spectacular foliage makes an ideal pot plant or basket plant and thrives in a warm, humid environment in shade.

Elkhorn Fern



 9-25
cm

Platycerium bifurcatum 'Netherlands'

An Australian native fern with a distinctive, attractive growth form coupled with beautiful foliage colour. Perfect for hangers, mounts or in pots.



Cretan Brake Fern

 9-20
cm



Pteris cretica 'Rowerii'

A tufted, upright growing fern with long, pinnately divided fronds. Perfect for pots and larger containers.

Silver Lace



 9-30
cm

Pteris ensiformis evergemiensis

A highly attractive fern, with slender, silvery white variegated leaves. The bright and beautiful venation makes this plant perfect for pot plant or mixed garden use for special occasions such as Christmas.



Hardy Selections

 Landscape  Table Top  Basket



Dwarf Japanese Holly Fern

    9-25 cm

Cyrtomium falcatum 'Maritimum'

A distinctive, shade loving fern, with a long, glossy fronds and a dense clumping habit.

More tolerant of a range of humidity and extremely hardy. This fern is perfect for landscape use or indoors.




Hearts Tongue Fern

 9-25 cm   

Asplenium scolopendrium

An easy to grow, beautiful evergreen fern who's fronds unfurl like a tongue. Forms a dense, apple green mound perfect for pot plant, basket or landscape use. Very hardy but best to avoid intense heat and humidity in northern climates over summer.

Rough Ruby

   9-18 cm

Doodia aspera 'Rough Ruby'

An east coast native from VIC-QLD. This new selection has lovely deep red new growth and a refined, compact and clumping habit. Evergreen and perfect for landscape or pot plant sales.



Korean Rock Fern

 9-20 cm  

Polystichum tsus-simense

A very easy to grow, evergreen and widely tolerant fern with deep green-almost purple at times-foliage with delicate lace like fronds. Makes a wonderful indoor plant used in pots or baskets. It is also exceptionally heat and cold tolerant; down to minus 20°C, making it perfect for landscape use.

Alocasia



Dwarf Amazonica

 12-20
cm

This is a compact selection of the extremely striking, beautifully veined species. This variety will remain tight growing and compact. Requires warmth and humidity to grow well.



zebrina

 12-30
cm

A stunning species of Alocasia with eye-catching black and yellow-white striped, long, slender stems with arrow shaped, mid-green leaves. Zebrina requires warmth and humidity to grow fast and will clump up in larger pots.



NEW

lauterbachiana

 14-30
cm

Another dramatic looking species of Alocasia with purple stems and deeply serrated arrow shaped leaves.

A very upright grower, this benefits from a slightly larger pot to show its beauty, along with some warmth and humidity.



NEW

wentii

 14-30
cm

An easier to grow and more cold hardy variety, with unique, more rounded, elephant ear like green leaves with distinctive purple undersides.

Calathea & Ctenanthe



Calathea 'Freddy'



9-25
cm

Compact, deep – two tone green and slightly ruffled and curled leaves. A tough variety more tolerant of cooler conditions.



Calathea setosa



14-25
cm

Silver and green leaves on upright and clumpy plants.

Ctenanthe burle-marxii



9-20
cm

Silver & striped oval foliage makes a wonderful display on tall, upright, clumping plants. Tolerant of a wide range of conditions.



Cold
Tolerant

Ctenanthe oppenheimiana



14-25
cm

Lush tropical grey-green, long, oval foliage with fish bone patterns and purple undersides. Low, spreading habit makes it a wonderful pot or landscape plant.

Chlorophytum



'Lemon'



6-20
cm

A unique new selection of Spider plant with long, slender lemon-green leaves. Upright growing, yet compact, this makes a wonderful brightly coloured indoor pot plant suited to use in ceramics and mixed gardens. Produced from tissue culture. Very easy to grow.

'Zebrina'



6-15
cm

A new selection of Spider plant that remains extremely compact and makes a wonderful indoor pot plant. Deeply variegated green and white leaves arch gracefully.

This variety does not throw runners like other spider plants, which helps keep its appearance tidy and neat. Supplied as a clumpy plug produced from tissue culture.



'Ocean'



14-30
cm

This is a fast growing new selection of spider plant with broader and shorter leaves than traditional Chlorophytum varieties. It has an attractive cascading appearance that is bold and vigorous, making it perfect for hanging baskets and larger indoor displays. Produced from tissue culture. Very easy to grow.



Clusia



'Princess'



9-20
cm


Clusia rosea 'Princess' is an ornamental leafy houseplant that is remarkably sturdy and easy to care for. Its stiff, leathery leaves are a dark olive green in colour, noted for their air filtering properties. It is more compact than other Clusia rosea and kept in a pot will grow 50 -100cm tall.

NEW



Clusia rosea 'Princess'

Ficus *elastica*



Burgundy



Burgundy is a robust, popular plant with shiny, deep burgundy to black leaves with pink new growth. Supplied as a clumpy plug with 2 or more shoots, produced from tissue culture to ensure a bushy, well branched and full final product.



We supply
multi-shooted
plugs!

Ruby



Ruby has interesting red, deep pink and white variegated leaves with green centre.

Supplied as a clumpy plug with 2 or more shoots, produced from tissue culture to ensure a bushy, well branched and full final product.



Tineke



Tineke has variegated green and white, glossy foliage. Lighter in colour than Ficus Ruby and less pink-red tones in the leaf.

Supplied as a clumpy plug with 2 or more shoots, produced from tissue culture to ensure a bushy, well branched and full final product.



Floris^{PBRe}



Large, robust, thick leaves with silver underside and zingy green upsides. A dramatic look and texture with a vigorous habit.



Epipremnum *pinniatum*



9-20
cm

Similar to Monstera, these are vigorous plants which have a climbing habit and produce wonderful split leaves from a relatively early age.

Very tough, with deep green, glossy leaves.

Suitable for 14cm but utilise a large pot or basket to highlight its habit and split leaves best.



Dieffenbachia 'Tropic Marianne'



14-30
cm

An excellent indoor plant that is extremely tough and durable.

This variety has a dense, upright branched habit which highlights the bright new yellow, white and green growth.


Monstera



deliciosa Single



Produced from tissue culture, this single shoot plug will make a fantastic specimen in pots.



deliciosa Clump



Produced from tissue culture with minimum of two shoots, this is ideal for planting to give a quicker, fuller effect in pots.

adonsonii



Produced from tissue culture, this a vigorous form of Swiss Cheese plant that is perfect for pot plants, hanging baskets or trellis. Plugs supplied as singles.





Philodendron

'Imperial Red'



A self-heading variety that produces glossy, red oval shaped leaves that are spaced tightly together. An easy variety to grow and makes a very elegant indoor and pot plant.



'Super Atom'



A distinct and very compact variety that produces glossy green leaves with crinkly edges. Makes a lovely looking pot plant.

'Birkin'




An exquisite selection of Philodendron with finely variegated white and green leaves creating a very bold, eye-catching impression. Upright, sturdy yet compact habit makes it a wonderful pot plant. Every grower needs some Birkin in their range.



'Moonlight'



An extremely bright, almost fluorescent coloured variety with a low growing habit. The youngest leaves will glow bright yellow, fading to lime green over time. Slower growing than other varieties.





NEW

'Black Cardinal'

 14-30
cm

A self-heading variety that produces very deep green, almost black leaves.

Vigorous and broad growing, this variety can produce large leaves, which are bronze when new, developing into their deep colour.

'Silver Sword'

 14-30
cm

Unique metallic silver, sword shaped leaves with a strong climbing habit make this a perfect choice for indoor totems, trellis's or baskets.



NEW

minima


 9-30
cm

syn. Raphidophora tetrasperma

Known as Mini Monstera, this Philodendron produces deeply split leaves from a very young age. Makes a wonderful looking indoor plant in pots, larger containers or baskets. Tough, but thrives in warm, humid conditions.



Peperomia



Raindrop



9-15
cm

Peperomia polybotrya

Compact growing variety producing large, succulent, glossy heart shaped leaves which are held aloft on red petioles.

A compact and clumpy grower makes this a stunning pot plant. Tough and easy to grow.

obtusifolia



9-25
cm

A classic, tough, easy to grow, indoor pot plant. We supply a very clumpy tissue culture derived plug which has a softer look than cutting raised crops and produces a tremendously bushy plant.



NEW



'Watermelon'



9-25
cm

Peperomia argyreia

A very highly sought after indoor plant. This variety is a compact grower which produces extremely attractive heart shaped, succulent leaves with a stripy pattern resembling the fruit.



Pilea Chinese Money Plant



6-18
cm

Pilea peperomoides

One of the most popular indoor plants in the world. Classic rounded leaves and will produce a stem over time. A brilliant, easy to grow indoor plant.



Schefflera 'Alpine'



14-30
cm

An excellent choice for larger interiorscapes and indoor statement planting.

Alpine produces large, lush leaves and is a quick grower. We supply a single, upright plug produced from tissue culture.



Spathiphyllum JET™ Diamond



14-20
cm

Diamond is an exciting new variegated Spathiphyllum suitable for a range of pot sizes. It has highly variegated, white and green leaves capable of large blocks of white colouring.

Diamond has a dense, well branched habit. Typical white flowers will be produced in Spring.



Spathiphyllum



'Flower Bunch'



Flower bunch is a fantastic variety of Spathiphyllum. It is a very dense growing, highly clumping variety, which remains compact in height but fills out well. This clumping, low growing habit makes it perfect for a wide range of pot sizes and applications.

It has mid green, glossy leaves and has exceptional flowering capabilities – with a 12cm pot producing in excess of 10 flowers.

Flower Bunch is also very responsive to GA treatment, with a response time of approximately 7 – 8 weeks from application. Making it suitable for scheduled sales all year round.

Flower Bunch is supplied as a highly clumped plug, produced from tissue culture.



Multi
shoot
plugs!



Zamioculcas

Jungle Warrior™



12-30
cm

Zamioculcas zamiifolia 'Heemsprix' (b)

Commonly called the ZZ plant, *Zamioculcus zamiifolia* loves low light and has low water requirements so can handle a bit of neglect.

Suitable for use in rooms with no natural light. Perfect for offices and bathrooms.



Jungle Warrior's bright lime green leaves and stem turn black as the individual shoot matures.



Bromeliad



Aechmea fasciata 'Primera'

←→ 50 cm ↑↓ 60 cm

A striking, upright growing variety with silver banding across green foliage. A very unique and eye catching variety that needs warmth and humidity to grow well.

Produces bright pink flowers.

Aechmea 'Rebecca'

←→ 30 cm ↑↓ 90 cm

A beautiful cultivar with heavily frosted banding and a green upright shape. Can grow into a large specimen



Aechmea tayoensis

←→ 50 cm ↑↓ 20 cm

A rare and unusual terrestrial bromeliad from Ecuador that makes an stunning houseplant or goes well in shady areas of warm and humid gardens. The blade shaped foliage is broad and mid green with the leaf petioles being red and spiny. If grown in too much light the foliage will develop a reddish color.

Neoregelia 'Pinkie'

↔ 50 cm ↑ 30 cm

Mature cream and pink margins on a green rosette with central pink cup. Grows upto 50cm in diameter.



Neoregelia 'Medusa'

↔ 50 cm ↑ 25 cm

A compact variety with deep coloured red.

Neoregelia 'Donna'

↔ 60 cm ↑ 25 cm

A stunning deep chartreuse cup with colourful striations running throughout the rest of the leaves. Makes a wonderful plant and reaches a large size.



Neoregelia 'Dreamsicle'

↔ 40 cm ↑ 25 cm

Dreamy colours from pink to coral and superb gloss make his variety pop!



134 Euloo Road, Peats Ridge, 2250 NSW, Australia
T. +61 2 4373 1001 E. sales@sprinthorticulture.com

WWW.SPRINTHORTICULTURE.COM