

LANDSCAPE



Variety Specification Sheet

Climate Zones

Over the past years Australia has experienced some extreme weather from droughts to significant rainfall. The climatic tolerances of a variety must be measured not just according to temperature extremes, but also by seasonal rainfall patterns. The map shows four major climatic zones for the Australian continent.

As a standard, zones 2 and 4 have wet summers while zones 1 and 3 have wet winters. To assist in variety selection please review the Variety Specification Sheet, which shows the recommended zones for each variety.



ZONE 1

Mid to warm dry summers, cool wet winters.



ZONE 2

Warm wet summers.



ZONE 3

Hot dry summers, cold to mild winters.

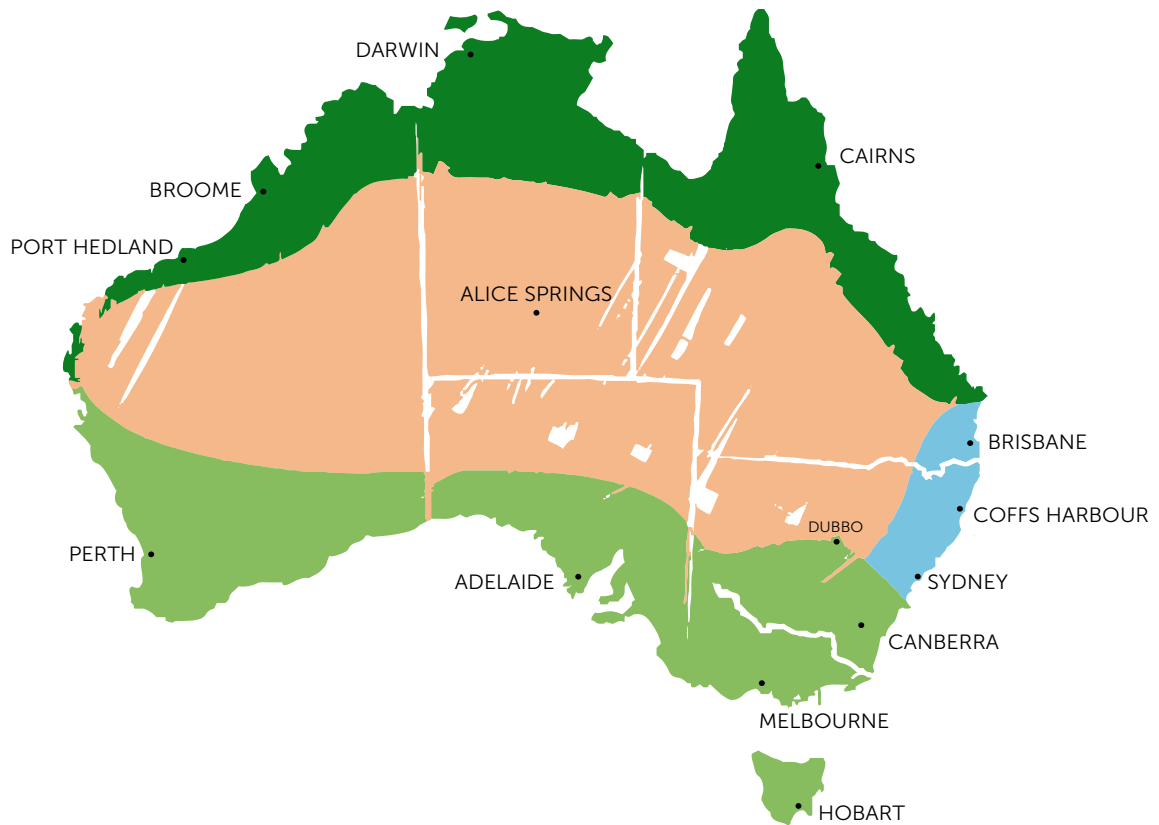











ZONE 4

Hot wet summers.

Shrubs





















BOTANICAL NAME	VARIETY	FOLIAGE COLOUR	FLOWER COLOUR	HABIT	HEIGHT	WIDTH
Abelia grandiflora	Magic Daydream ^{PBR}	 Green/Pink	 White/Pink	 Compact Mounding Shrub	 0.6m	 0.9m
Abelia grandiflora	Lucky Lots	 Green/Silver	 White	 Compact Mounding Shrub	 1m	 1m
Lagerstroemia indica	Babe	 Green	 Light Pink	 Upright Branching Shrub	 0.8m	 1m
Lagerstroemia indica	Eternal	 Green	 Purple	 Upright Branching Shrub	 0.8m	 1m
Lagerstroemia indica	Kiss	 Green	 Pink	 Upright Branching Shrub	 0.8m	 1m
Hebe hybrid	Black Satin	 Green/Black	 Pink	 Compact Mounding Shrub	 0.6m	 0.6m
Ilex x meservae	Tall, Dark & Handsome	 Deep Red	 White	 Upright Conical Shrub	 1.5m	 0.5m
Loropetalum	Ruby Snow	 Burgundy	 White	 Mounding Shrub	 1.5m	 1.2m
Nandina domestica	Gulf Stream	 Green/Red	 White	 Compact Mounding Shrub	 0.7m	 1m
Podocarpus	Mood Ring	 Green/Red	 N/A	 Upright Branching Shrub	 1.8m	 0.5m
Podocarpus	Roman Candle	 Green/Yellow	 N/A	 Upright Branching Shrub	 1.8m	 0.5m
Viburnum	Coppertop TM	 Green/Copper	 White	 Upright Branching Shrub	 2.5m	 2m









































































SPACING	COLD TOLERANCE	SOIL TOLERANCE	CLIMATIC ZONE (Refer to map)	BEST FOR
0.5m 	to -1°C	Medium loam to light sandy	1, 2, 3	Feature plant, colourful flowering hedge.
0.8m 	to -1°C	Medium loam to light sandy	1, 2, 3	Feature plant, colourful flowering hedge.
0.5m 	to -1°C	Medium loam to light sandy	1, 2, 3, 4	Feature plant, colourful flowering hedge.
0.5m 	to -1°C	Medium loam to light sandy	1, 2, 3, 4	Feature plant, colourful flowering hedge.
0.5m 	to -1°C	Medium loam to light sandy	1, 2, 3, 4	Feature plant, colourful flowering hedge.
0.8m 	0°C	Medium loam to light sandy	1, 2, 3	Feature plant.
0.5m 	to -1°C	Medium loam to light sandy	1, 2, 3	Columnar growth suits hedge or as a feature.
1.0m 	to -5°C	Medium loam to light sandy	1, 2, 3	Feature plant, colourful flowering hedge.
1.0m 	to -10°C	Heavy loam to light sandy	1, 2, 3, 4	Feature plant, colourful hedge, containers.
0.5m 	to -10°C	Medium loam to light sandy	1, 2, 3, 4	Feature plant, colourful flowering hedge.
0.5m 	to -10°C	Medium loam to light sandy	1, 2, 3, 4	Feature plant, colourful flowering hedge.
0.75m 	0°C	Medium loam to light sandy	1, 2, 3, 4	Feature plant, colourful flowering hedge.





Variety Specification Sheet






Agapanthus

BOTANICAL NAME	VARIETY	FOLIAGE COLOUR	FLOWER COLOUR	HABIT	HEIGHT	WIDTH
Agapanthus africanus	Blue Thunder	 Green	 Deep Blue	 Mound	 0.45m	 0.4m
Agapanthus africanus	Poppin Purple	 Green	 Violet	 Mound	 0.6m	 0.45m
Agapanthus africanus	Fireworks	 Green	 Purple/White	 Mound	 0.7m	 0.5m
Agapanthus africanus	Zambezi	 Green/Yellow	 Light Purple	 Mound	 1.2m	 0.5m

Grasses

BOTANICAL NAME	VARIETY	FOLIAGE COLOUR	FLOWER COLOUR	HABIT	HEIGHT	WIDTH
Cordyline banksii	Electric Pink™	 Pink	 Cream	 Upright arching clump	 1.2m	 1.0m
Cordyline banksii	Electric Star™	 Green/Chocolate	 Cream	 Upright arching clump	 1.2m	 1.0m
Cordyline banksii	Electric Flash™	 Cream/Chocolate	 Cream	 Upright arching clump	 1.2m	 1.0m
Dianella prunina hybrid	Blue Ripple™	 Blue/Green	 Blue	 Upright arching clump	 0.3m	 0.3m
Dianella hybrid	Blue Stream™	 Blue/Green	 Blue	 Upright clump	 0.7m	 0.5m
Dianella revoluta	Coolvista™	 Grey/Green	 Blue	 Upright clump	 0.45m	 0.4m
Dianella caerulea	Explorer™	 Dark Green	 Blue	 U/ground spreading clump	 0.9m	 0.9m
Dianella hybrid	Streetscape®	 Green	 Blue	 Dense plume	 0.6m	 0.5m
Lomandra glauca	Blue Ridge™	 Light Blue	 Cream	 Upright clump	 0.35m	 0.3m
Lomandra confertifolia rubiginosa	Crackerjack™	 Blue/Green	 Cream	 Spherical tuft	 0.7m	 1.0m
Lomandra confertifolia	LowVISTA™	 Lime Green	 Cream	 Spherical tuft	 0.6m	 0.5m
Lomandra confertifolia spp. palladia	Ocean	 Blue/Green	 Cream	 Spherical tuft	 1.0m	 0.6m
Lomandra confertifolia spp. palladia	Trojan™	 Lime Green	 Cream	 Dense plume	 0.7m	 0.5m
Festuca glauca	Beyond Blue™	 Light Blue	 N/A	 Spherical tuft	 0.3m	 0.4m

SPACING	COLD TOLERANCE	SOIL TOLERANCE	CLIMATIC ZONE (Refer to map)	BEST FOR
0.4m 	to -12°C	Heavy loam to light sandy	1, 2, 3, 4	Feature plant, flowering border plant. Full sun to part sun.
0.4m 	to -12°C	Heavy loam to light sandy	1, 2, 3, 4	Feature plant, flowering border plant. Full sun to part sun.
0.5m 	to -10°C	Heavy loam to light sandy	1, 2, 3, 4	Feature plant, flowering border plant. Full sun to part sun.
0.5m 	to -1°C	Heavy loam to light sandy	1, 2, 3, 4	Feature plant, flowering border plant. Full sun to part sun.

SPACING	COLD TOLERANCE	SOIL TOLERANCE	CLIMATIC ZONE (Refer to map)	BEST FOR
0.8m 	to -5°C	Medium loam to light sandy	1, 2, 3	Feature plant, colourful landscape displays, containers.
0.8m 	to -5°C	Medium loam to light sandy	1, 2, 3	Feature plant, colourful landscape displays, containers.
0.8m 	to -5°C	Medium loam to light sandy	1, 2, 3	Feature plant, colourful landscape displays, containers.
0.4m 	0°C	Medium loam to light sandy	1, 2, 3	Contrast foliage, feature plantings.
0.5m 	0°C	Medium loam to light sandy	1, 2, 3	Contrast foliage, feature plantings.
0.5m 	to -5°C	Medium loam to light sandy	1, 2, 3	Contrasting grey/green colour. Borders next to pathways or driveways and courtyards.
0.8-1.0m 	0°C	Heavy loam to light sandy	1, 2, 3, 4	Revegetation/stabilising embankments.
0.5m 	to -5°C	Medium loam to light sandy	1, 2, 3, 4	Median strips, borders next to pathways, driveways, courtyards or wherever a low growing variety is required.
0.4m 	to -5°C	Medium loam to light sandy	1, 2, 3, 4	Garden beds, balcony planters, containers and where low maintenance plants are a priority.
1.0m 	to -5°C	Medium loam to light sandy	1, 2, 3, 4	Median strips, borders next to pathways, driveways, courtyards or wherever a low growing variety is required.
0.5m 	to -1°C	Medium loam to light sandy	1, 2, 3	Median strips, borders next to pathways, driveways, courtyards or wherever a low growing variety is required.
1m 	to -1°C	Heavy loam to light sandy	1, 2, 3, 4	Revegetation/stabilising embankments. Contrasting blue/green colour.
1m 	to -1°C	Medium loam to light sandy	1, 2, 3	Median strips, borders next to pathways, driveways, courtyards or wherever a low growing variety is required.
0.4m 	to -5°C	Medium loam to light sandy	1, 2, 3	Borders next to pathways and driveways.

Abelia

Magic Daydream^{PBRe} & Lucky Lots

 14-30 cm
  Self Propagation Licence Available




These tough, hardy and low maintenance varieties are a great addition to your shrub range. Both varieties have compact, dense mounding habits and offer fantastic colour throughout the year. Magic Daydream offers bright green and white variegation with flashes of pink during new growth and over winter. The flowers are pink. Lucky lots has a silver appearance with white flowers and a slightly more vigorous habit.



Magic Daydream^{PBRe}



Lucky Lots



PLUG DELIVERY PERIOD											
Jan	Feb	Mar	Apr	May	Jun	Jul	Aug	Sep	Oct	Nov	Dec

Hebe

Black Satin

 14-30
cm

Hebe hybrid 'tull304' ♂

A beautiful, compact and well branched variety with glossy, satin-like deep coloured foliage. The new growth starts out deep green and will turn black as it matures, which contrasts with bright pink flowers in Spring. A very tough variety which has had no issue with handling extreme heat and humidity, with no disease problems recorded.



Produces
Bright Pink
Flowers In
Spring



Sprint Trial Garden
Peats Ridge, NSW, June 2020

PLUG DELIVERY PERIOD											
Jan	Feb	Mar	Apr	May	Jun	Jul	Aug	Sep	Oct	Nov	Dec

Lagerstroemia

Babe, Eternal & Kiss



These compact shrubs flower abundantly from late spring until late summer. Reaching only 80cm tall with a well branched habit these new Crepe Myrtles make wonderful patio or garden plants or a flowering hedge.



Kiss ♂



Babe ♂



Eternal ♂



PLUG DELIVERY PERIOD											
Jan	Feb	Mar	Apr	May	Jun	Jul	Aug	Sep	Oct	Nov	Dec



Deep Coloured Foliage!



Ilex

Tall, Dark & Handsome

 14-30
cm

Ilex x meservae 'Heckenblau' (♂)

Tall, Dark & Handsome is a fast growing upright Ilex reaching around 150cm tall. This extremely hardy shrub offers beautiful structure and colour throughout the year.

New growth is a deep red colour which matures to deep green-purple for the remainder of the year.

Fully evergreen and works well for a 14cm to 30cm pot either as a single specimen or use for hedging.



Loropetalum

Ruby Snow

 14-30
cm  Self Propagation
Licence Available

Loropetalum 'Iwai'

Ruby Snow has a unique combination of foliage and flower. The new foliage emerges deep red which develops to dark burgundy purple with contrasting white flowers which appear in abundance throughout Spring.

Ruby Snow has a layered, mounding habit and will reach about 70 cm tall and 40 cm wide. This low maintenance, heat and sun tolerant variety is perfect for patio pots, containers and the landscape.

Nandina

Gulf Stream

 14-30
cm

Nandina Gulf Stream is a plant well suited to urban conditions. Unlike alternate varieties Gulf Stream is bushy and compact, providing year round foliage interest.



Podocarpus

Mood Ring & Roman Candles



14-30
cm



Self Propagation
Licence Available

These are tough, low maintenance upright shrubs, offering pest and disease resistance. They tolerate poor soil conditions, full sun, heat and humidity. Evergreen, with an upright habit, they work very well as a privacy screen or an accent.



Mood Ring 'Sosa' ♂



Roman Candles 'Miu' ♂

Viburnum

Coppertop





Viburnum odoratissimum 'Brant01' ♂

Viburnum Coppertop is an exciting new low maintenance evergreen hedging plant producing bright maroon-red shoots.

As well as the distinctively coloured new growth, which will appear after every trim, Coppertop is blessed with glossy foliage and a bushy, well branched habit. This new Sweet Viburnum will also provide fragrant, creamy white flowers and small red berries.

Coppertop thrives in full sun to part shade and is heat and drought resistant, working well across all areas of Australia. It is a quick growing variety that is suited to 14cm to 35cm production, just like normal *odoratissimum*. The final height and width of Coppertop is a well refined 2.5m x 2m.





Trial Garden, Peats Ridge, NSW, Jan 2021



Agapanthus

Blue Thunder & Poppin' Purple



Agapanthus africanus 'SDB002' ♂

Blue Thunder produces beautiful deep blue flowers on compact, sturdy upright stems reaching only 40-45cm tall.

The neat, short, strappy foliage remains fully evergreen all winter. Blue Thunder's early flowering and very high flower production rate makes it a very grower friendly choice.



Agapanthus africanus 'SDB002' ♂

Poppin' Purple has bold, true purple flowers on stems approximately 60cm tall. The variety produces a large number of flowers per head plus a high flower stem quantity.

Fully evergreen across Australia with short, broad foliage, Poppin' Purple is the easy choice for growers.



PLUG DELIVERY PERIOD

Jan	Feb	Mar	Apr	May	Jun	Jul	Aug	Sep	Oct	Nov	Dec

Fireworks & Zambezi

 14-20
cm  40-60
cm


Agapanthus africanus 'MDB001' ♂

The first fully evergreen, re-blooming bi-colour Agapanthus on the market. Fireworks produces large sized umbels with pendulous florets on stems around 70cm tall in significant volume. The short, neat foliage make this a great pot plant. It's leaves remain green all winter, minimising any clean up prior to sale.



Agapanthus africanus 'KEK5006' ♂

A striking new broad leafed, vigorous variety with bright green and creamy yellow variegated stripes. A bold grower making a large clump, this variety works perfectly in part or full shade. Long lasting purple flowers are produced at the start of December for a remarkable display.



PLUG DELIVERY PERIOD

Jan	Feb	Mar	Apr	May	Jun	Jul	Aug	Sep	Oct	Nov	Dec

ELECTRIC PINK

 18-20
cm

Cordyline banksii 'SPRILECPINK' ♂

Dramatic and vibrant...no other Cordyline variety has caused such a stir in the market place. The high demand for this variety is the result of residential and commercial gardeners seeking perennial plants that are colourful. Electric Pink™ has proved to be an outstanding variety not just for its colour but also for its performance in harsh conditions. Once established this variety is extremely heat tolerant withstanding temperatures in excess of 40°C

By generating multiple shoots, Electric Pink™ quickly forms a clump of brightly coloured hot pink and purple striped foliage. Electric Pink™ virtually glows - an amazing eye catching variety for outdoor gardens or as a feature in large patio pots.





ELECTRIC FLASH

 18-20
cm

Cordyline banksii 'SPRILECFLASH' ♂
Electric Flash™ offers a distinct colour difference to Electric Pink™ and Electric Star™. Its cream and chocolate coloured leaves are easy to blend into landscapes.

We suggest planting it in a position where it can be backlit with morning or afternoon sun. The variegated leaves then become a stunning feature as the sun 'lights up' the foliage.



ELECTRIC STAR

 18-20
cm

Cordyline banksii 'SPRILECSTAR' ♂
Following in the 'Electric' style, Electric Star™ is a compact, clump forming Cordyline that doesn't develop a bare single stemmed trunk. Instead it develops side shoots that together with its slightly arching leaves provides a denser foliage plant.

Residential and commercial gardeners will love Electric Star's™ bright green and burgundy striped leaves. It will be easy to incorporate into large commercial plantings because of its predominant green colour. Up close, its burgundy stripes are easily recognised and will provide the visual appeal desired around patios, terraces and building entrances.

Dianella

Blue Ripple™

 12-25
cm

Dianella prunina hybrid 'D51'ϕ

Blue Ripple is derived from a controlled pollination breeding program. Our objective was to select a more compact version of Blue Stream for smaller pot sizes. Blue Ripple™ reaches a height of approximately 30cm and has arching leaves. Arching leaves was a key attribute we were seeking as an arching canopy enables growers to produce full looking pot plants quicker.



Sprint Showcase, VIC, 2019



Royal Botanic Gardens, Sydney, NSW, 2020

Dianella

Blue Stream™

 14-30
cm

Dianella hybrid 'ProquestD5'ϕ

Blue Stream™ offers the landscape designer a blue/green swathe of colour, an ideal addition or alternative to the 'green' landscape. This vigorous variety quickly forms a dense clump, producing many side shoots that emerge from around the plant base. The overall appearance is a glauca (blue/green) tuft.

Suitable for both sun and shade. Blue Stream does prefer dry summers. It can also be grown where wet summers normally prevail but in these wet zones it may need to be pruned at the end of summer to remove old foliage. During the Autumn and Winter new foliage will develop.



Dianella

Coolvista™



Dianella revoluta 'Allyn-Citation' (l)

Coolvista™ offers the landscape designer a grey-green swathe of colour in a stiff upright texture. This vigorous variety quickly forms a dense clump, producing many side shoots that emerge from around the plant base. The overall appearance is a grey-green tuft.

Coolvista is particularly suited to climate Zone 1 with dry summers. It can also be grown in Zones 2 and 4 where wet Summers normally prevail but in these wet zones it may need to be pruned at the end of Summer to remove old foliage. During the Summer, Autumn and Winter new foliage will develop.



Dianella

Explorer™




Dianella caerulea 'Explorer'

Explorer™ develops a strong and spreading underground root system that makes this variety an excellent choice when selecting plants for revegetation or for stabilizing embankments. Each plant has the potential to spread 90cm in diameter.

Above ground the upright pluming habit of broad mid green leaves creates a verdant green 'scape' in landscapes, under trees or beside paved areas. In mid to late spring a multitude of blue coloured berries provides a spectacular display just above the foliage.

Explorer is a very hardy, drought tolerant Australian Dianella variety. It prefers a full sun to part shade location.



Dianella

Streetscape™




Dianella hybrid 'Proquest D3'Ⓢ

When the job requires a good looking tough Dianella that tolerates all conditions from dry heat to high humidity then the first variety on the planting list needs to be Streetscape™ - a tougher Australian grass.

Developed in Sydney, Australia, Streetscape is the result of crossing a Cape York Dianella species with *Dianella caerulea*. The geographical tolerances of the parent species are inbuilt in Streetscape enabling it to cope with a wider range of temperature and humidity than seen in existing Dianellas.

Visually Streetscape offers a great looking dense plume of strappy foliage. A great understory plant, brilliant for low mass plantings. Its roots grow at twice the speed of *Dianella caerulea* so it establishes quickly after planting.



Lomandra

Blue Ridge™

 14-30
cm

Lomandra glauca 'Blue Ridge'

The most distinctive feature of Blue Ridge™ is its powder blue leaves. New seasons leaves are a beautiful powder blue that darken to green as they mature. From the 2nd season onwards a mixture of blue and green leaves will be present. Blue Ridge is extra tough in hot and cold areas.

This Australian grass is hardy and drought tolerant. Blue Ridge is suitable for residential gardens and commercial projects. It grows best in free draining soils and will tolerate dry sandy soil conditions.



Lomandra

Crackerjack™



Lomandra confertifolia rubiginosa 'Merlom Ruby'®

Crackerjack™ is an Australian grass that exhibits a strong, yet graceful presence in the landscape. Its fine leaves hide the effects of any leaf tips drying out, caused by low rainfall in summer periods. This ensures a fresh appearance is maintained year round.

Crackerjack has become popular in softening hard landscapes. The fine leaves of Crackerjack sway gracefully in the wind and create the feeling of a soft flimsy element, contrasting perfectly with hard paved surfaces.

Crackerjack's new leaves emerge blue and mature to green with age. Because its flowers are positioned deep in the foliage it is well suited to high pedestrian areas as there is very little danger from getting spiked by drying flowers.



Lomandra

LowVISTA™



Lomandra confertifolia 'SPRILOMANCE'ϕ

LowVISTA™ is a new compact variety with deep lime, fine foliage and a compact, dense and tight growing habit. Reaching approximately 40-60cm high and wide, this variety is perfect for landscape planting where a lower sightline is required.

Typical of the species, this variety is very tolerant of sun, heat and drought and very uniform and vigorous in production. It compliments its bigger brother TROJAN™ very well, where a shorter and more rounded variety is required.



Best for
kerbside
planting



Trial Garden, Peats Ridge, NSW, Jan 2021

Lomandra

Ocean™



Lomandra longifolia 'SPRILOMEAN'ϕ

Ocean has a dense, upright habit reaching around 80cm tall with glaucous blue-green foliage that remains very clean throughout the entire year. Ocean retains its blue hue all through the year, although will benefit from a yearly cut back, this is not essential.

Small blue flowers are held within the foliage out of sight, keeping Ocean's appearance very tidy. Ocean is very tolerant of extreme heat, frost and drought and is a quicker and easier to grow alternative of blue-green longifolia.



Lomandra

Trojan™

 14-30
cm

Lomandra confertifolia ssp. *palladia* 'SPRILOMJAN' ♂

Trojan™ is a new hardy, drought tolerant *Lomandra confertifolia* variety. Trojan has an extremely dense, upright habit creating a neat oval shape with clean lime green fine foliage. Highly tolerant of heat and humidity, with good performance for a wide range of Australian conditions.

The variety is extremely stable and uniform in production and due to its vigour and habit, a low dropout rate and pot tight growing conditions can be utilised. Grows up to 80cm high and 40cm wide.



Trial Garden, Peats Ridge, NSW, Jan 2021

Festuca


Beyond Blue™



Festuca glauca 'Casblue'®

Beyond Blue™ develops an attractive clump of light blue foliage, ideal for creating natural garden borders, or planting amongst low growing flowering plants.

Beyond Blue is very drought tolerant and low maintenance. Because it has stronger roots than Elijah Blue, it doesn't die back in Summer and even grows well in Queensland.





Melbourne Flower Show, VIC, Mar 2019



Index



GENUS / VARIETY	PAGE	SECTION	LABEL SUPPLIER	LABEL CODE	BRAND / SERIES
Abelia Lucky Lots	6	Landscape	Norwood	51-7467	Hello®
Abelia Magic Daydream	6	Landscape	Norwood	51-7467	Hello®
Agapanthus Blue Thunder	14	Landscape	Norwood	51-6234	Design Edge®
Agapanthus Fireworks	15	Landscape	Norwood	51-6875	Design Edge®
Agapanthus Poppin Purple	14	Landscape	Norwood	51-6360	Design Edge®
Agapanthus Zambezi	15	Landscape	Norwood	61-6387	Design Edge®
Cordyline Electric Flash	17	Landscape	Norwood	51-1163	Design Edge®
Cordyline Electric Pink	16	Landscape	Norwood	5-7139	Design Edge®
Cordyline Electric Star	17	Landscape	Norwood	5-9245	Design Edge®
Dianella Blue Ripple™	18	Landscape	Norwood	51-6359	Design Edge®
Dianella Blue Stream™	19	Landscape	Norwood	5-9928	Design Edge®
Dianella Coolvista™	20	Landscape	Norwood	5-8743	Design Edge®
Dianella Explorer™	21	Landscape	Norwood	5-9563	Design Edge®
Dianella Streetscape™	22	Landscape	Norwood	5-8440	Design Edge®
Festuca Beyond Blue™	28,29	Landscape	Norwood	51-4753	Design Edge®
Hebe Black Satin	7	Landscape	Norwood	51-7225	Hello®
Ilex Tall, Dark & Handsome	9	Landscape	Norwood	51-7471	Design Edge®
Lagerstroemia Babe	8	Landscape	Norwood	31-0454	Hello®
Lagerstroemia Eternal	8	Landscape	Norwood	31-0452	Hello®
Lagerstroemia Kiss	8	Landscape	Norwood	31-0453	Hello®
Lomandra Blue Ridge™	23	Landscape	Norwood	5-7846	Design Edge®
Lomandra Crackerjack™	24	Landscape	Norwood	5-7542	Design Edge®
Lomandra lowVISTA™	25	Landscape	Norwood	51-7410	Design Edge®
Lomandra Ocean™	26	Landscape	Norwood	51-6644	Design Edge®
Lomandra Trojan™	27	Landscape	Norwood	51-6127	Design Edge®
Loropetalum Ruby Snow	9	Landscape	TBA	TBA	Design Edge®
Nandina Gulf Stream	10	Landscape	N/A	N/A	N/A
Podocarpus Mood Ring	11	Landscape	Norwood	51-6966	Design Edge®
Podocarpus Roman Candles	11	Landscape	TBA	TBA	Design Edge®
Viburnum Coppertop	12,13	Landscape	Norwood	51-7229	Design Edge®





134 Euloo Road, Peats Ridge, 2250 NSW, Australia
T. +61 2 4373 1001 E. sales@sprinthorticulture.com

WWW.SPRINTHORTICULTURE.COM